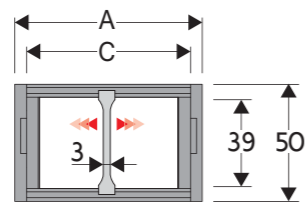


339 Nylon Cable Chain

Inner height (D) 39 mm
Single link construction with central large anti-friction pivot, for high torsion and tensile resistance. Non-opening version. Short pitch and very small bending radius design makes these chains suitable for applications with the smallest available spaces. These series can be easily used for long distance travels with the corresponding guide channels.



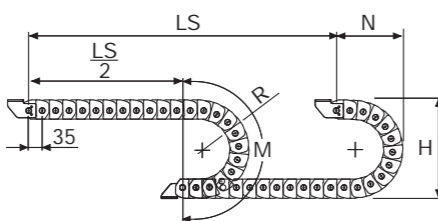
Separator	
- Unassembled	Part.no S339
- Assembled	Part.no S339MC

Technical characteristics when self-supported	
Speed	10 m/s
Acceleration	50 m/s ²

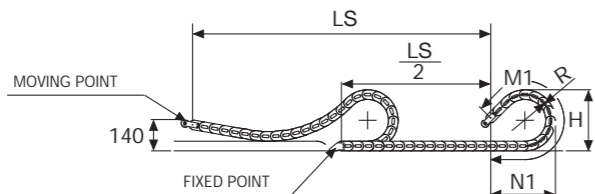
A	B	C	D	R	Weight/m	Chain
mm	mm	mm	mm	mm	kg	Part Number
60	50	40	39	050-075-100	1,48	339040 □□□ *
80	50	60	39	050-075-100	1,48	339060 □□□ *
96	50	76	39	050-075-100	1,65	339076 □□□ *

For higher requirements please consult our technical dept.

*Complete the code by inserting the value of the radius (R): Ex. 339076 □□□ □□



R	H	N	M	N1	M1
mm	mm	mm	mm	mm	mm
050	156	115	230	140	275
075	206	135	305	215	470
100	256	160	385	310	705



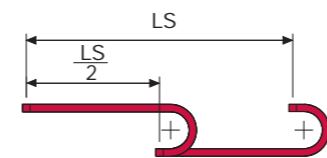
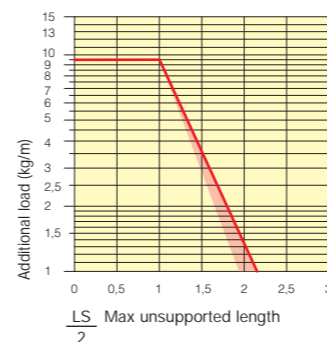
For sliding applications, technical data can slightly change according to frequency, added weight and environment.

SLIDING VERSION to be ordered with pivoting end brackets set

Length of chain (L)
Half travel distance ($\frac{LS}{2}$)
plus length of curve (M) or (M1)
 $L = \frac{LS}{2} + M$ or $M1$

Self-Supporting Capacity Diagram

The maximum length of the self-supporting capacity ($\frac{LS}{2}$) in relationship to the weight of the cables and hoses contained per linear metre.



The red marking in the diagram area considers the difference of weight between various widths of chain.

For applications with $\frac{LS}{2}$ and weights not included in the area of the diagram showing self-supporting capacity, verify the possible use of support rollers (see page 30).

Bright Zinc Plated Steel End Brackets***

The end brackets set allows the two ends of the chain to be attached to the equipment.

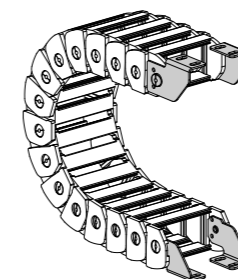
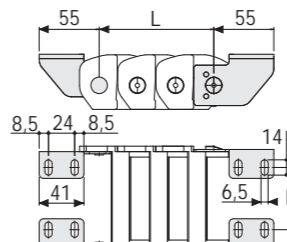


Fig. A Chain fixed outside the radius. (Fig A) See end brackets mounting variations page 31



Chain Type	F mm
339040	21
339060	41
339076	57

Bright Zinc Plated Steel Type Part Numbers

Complete Set Unassembled Chain Type	End Brackets Set
339...	A339K

*** Available on request in stainless steel



339 Nylon Cable Chain



Suitable to long travel distance. To choose the guide channel see page 54

For further information please consult Brevetti Stendalto's Technical Office